

DT/DTE 705

Digital Desktop Intercom Station



Features and Functions

- Membrane keypads with 16 keys or keypads with 10 momentary switches
- All keys and momentary switches with individual labeling fields
- Visual call or busy status via LED
- Noise-compensating gooseneck microphone with dynamic compression
- Adjustable microphone sensitivity and speaker volume
- Monitoring of microphone function

The digital desktop intercom stations of the DT/DTE 705 series are operated together with the INDUSTRONIC communication and public address systems INTRON-D and INTRON-D *plus*. They are designed for use in control rooms, measuring stations or control centers.

Modular membrane keypads with up to 112 keys can be integrated in one device including the corresponding labeling fields and LEDs for signaling. For applications which are subject to increased mechanical stress you can use up to 70 momentary switches. The intercom station is continuously monitored. The microphone is monitored according to the DIN EN 60849 standard.

Components

- Plastic housing (ABS) with aluminum base plate
- Gooseneck microphone 300 mm (11.8")
- Built-in loudspeaker 7 DLT
- Up to 7 plug-in keypads

Options

- Key cover to protect the keys against accidental actuation
- 25 DVT booster amplifier
- DTE 705 with interface for handset connection with integrated talk-back key (1 HAS 001)

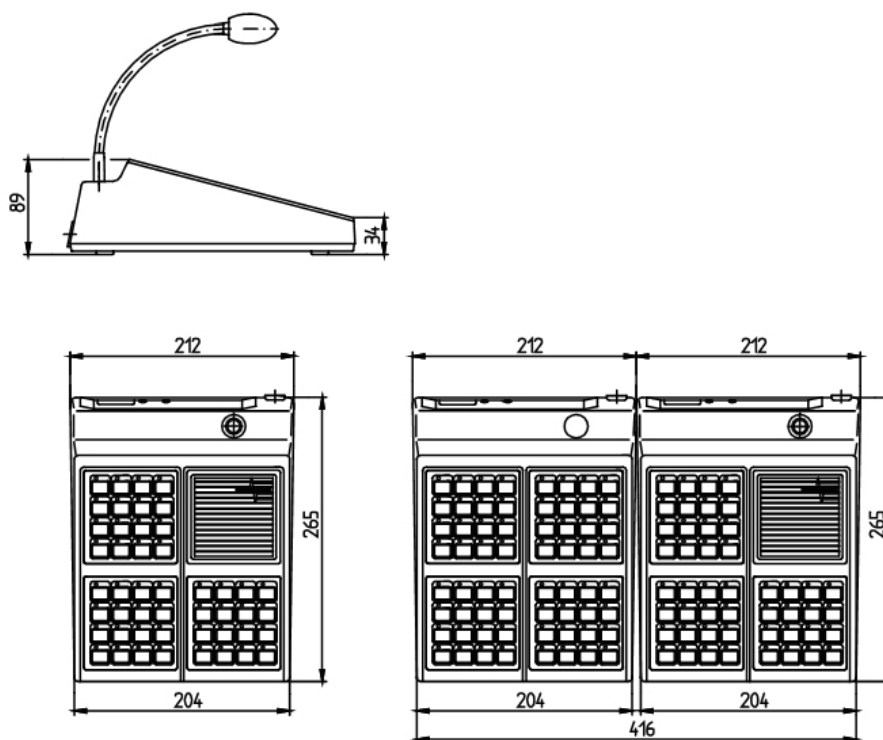


Fig. 1: Dimensional drawing DT/DTE 705

Mechanical Data

• Dimensions with 1 to 3 keypads	212 mm x 265 mm x 89 mm (8.4" x 10.4" x 3.5")
• Dimensions with 4 to 7 keypads	424 mm x 265 mm x 89 mm (16.7" x 10.4" x 3.5")
• Weight	1.3 kg to 3.0 kg (2.9 lbs to 6.6 lbs)
• Color	Gray white (RAL 9002)
• Dimensions of 25 DVT booster amplifier	110 mm x 189 mm x 70 mm (4.3" x 7.4" x 2.8")
• Weight of 25 DVT booster amplifier	Approx. 0.7 kg (approx. 1.5 lbs)

Electrical Data of Intercom Station



• Operating voltage range	42 VDC to 72 VDC
• Quiescent current consumption	25 mA to 50 mA (depending on intercom station type)
• Max. current consumption	120 mA
• Amplifier power	1 W
• Frequency range	300 Hz to 7,000 Hz
• Loudspeaker	5 W / 8 Ohms

Electrical Data of Booster Amplifier



• Operating voltage range	42 VDC to 72 VDC
• Quiescent current consumption	20 mA
• Max. current consumption	850 mA
• Output power	25 W / 400 Ohms

Environmental Requirements and Standards

• Ambient temperature during operation	0 °C to +50 °C (+32 °F to +122 °F)
• Relative humidity (non-condensing)	Max. 95 %
• Degree of protection	IP40
• EMC	IEC/EN 61000-6-2 IEC/EN 61000-6-4
• Microphone monitoring according to	DIN EN 60849

Type	 *		Type Number
16 DT 705	1		301-615-100
32 DT 705	2		301-615-200
48 DT 705	3		301-615-300
64 DT 705	4		301-615-400
80 DT 705	5		301-615-500
96 DT 705	6		301-615-600
112 DT 705	7		301-615-700
10 DT 705		1	301-616-100
20 DT 705		2	301-616-200
30 DT 705		3	301-616-300
40 DT 705		4	301-616-400
50 DT 705		5	301-616-500
60 DT 705		6	301-616-600
70 DT 705		7	301-616-700

*All types with membrane keypads can be ordered with a key cover for 4, 8, 12 or 16 keys (e.g.: Type 16 DT 705/C4).

Type	 *		Handset	Type Number
16 DTE 705	1		x	301-617-100
32 DTE 705	2		x	301-617-200
48 DTE 705	3		x	301-617-300
10 DTE 705		1	x	301-618-100
20 DTE 705		2	x	301-618-200
30 DTE 705		3	x	301-618-300

*All types with membrane keypads can be ordered with a key cover for 4, 8, 12 or 16 keys (e.g.: Type 16 DT 705/C4).

INDUSTRONIC®
 Industrie-Electronic GmbH & Co. KG
 Carl-Jacob-Kolb-Weg 1
 97877 Wertheim / Germany

Phone: +49 9342 871-0
 Fax: +49 9342 871-565

info@industronic.de
 www.industronic.com