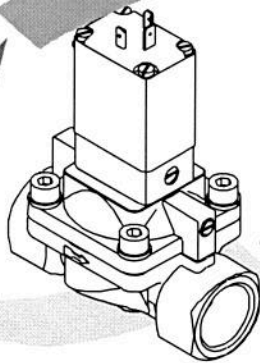


# bürkert

## Fluid Control Systems

### Type 5282

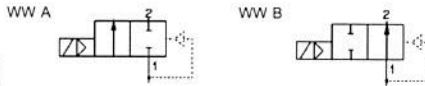


#### Operating instructions

#### DEAR CUSTOMER

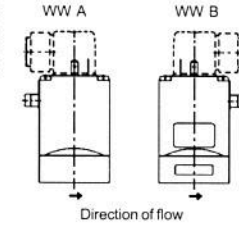
Congratulations on your purchase of this Bürkert appliance. For your own safety, please carefully read through these operating instructions before installing the appliance. Your local Bürkert branch will be pleased to answer any questions you may have.

#### CIRCUIT FUNCTION

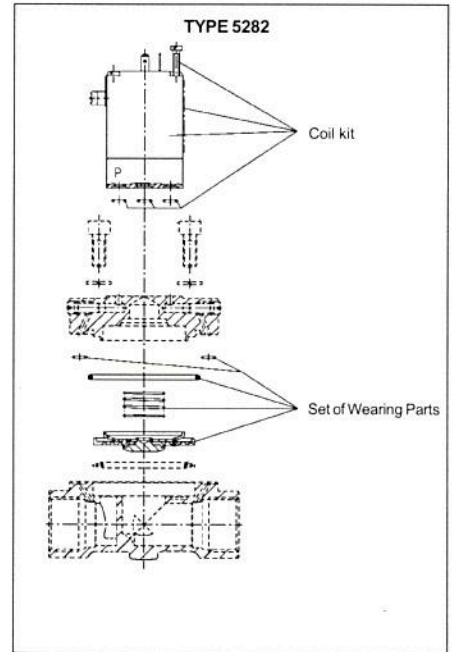


#### INSTALLATION INFORMATION

Configuration of the pilot control



We reserve the right to make technical changes without notice  
© Bürkert Werke GmbH Co. All rights reserved



#### ENGLISH

**!** To ensure that the device will function correctly, and have a long service life, please comply with the information in these Operating Instructions, as well as with the application conditions and permissible data given in the Type 5282 data sheet:

- When planning the application of the device, and during its operation, observe the general technical rules!
- Take suitable measures to prevent unintentional operation or impermissible impairment!
- Note that lines and valves must not be unscrewed from systems that are under pressure!
- Always switch off the voltage supply before working on the system!
- If these instructions are ignored, no liability will be accepted from our side, and the guarantee on the device and on accessories will also become invalid!
- **Warning! The surface of the electromagnet can become very hot during continuous operation. Danger of injury!**

**i** 2/2 way solenoid valve with 3-way pilot valve; can be mounted in any position, preferably with the magnetic system at the top

- Valve operation A: service port normally closed
- Valve operation B: service port normally open

#### NOTE:

As standard, the valve is delivered with circuit function A, normally closed. For operation in circuit function B, normally open, the valve can be converted by displacing the pilot control by 180° (manual operation in direction of flow). The technical characteristics of the valve are not changed by this.

#### ATTENTION:

After carrying out to conversion to circuit function B, re-label the unit. The unit is designated as circuit function A on the rating plate.

- Manual override: by pushing in and locking by turning to the right
- Media: neutral fluids and gases which do not attack the valve body and seal or diaphragm materials
- Seal material: refer to rating plate following the nominal diameter
- Permissible temperature range of the medium: see data-sheet
- Max. ambient temperature: + 55°
- The port connections are compatible with the previous model 282



Read the voltage, electrical power, type of protection and current from the rating plate!  
Voltage tolerance: ±10%

- Electrical power connection: Instrument socket type 2508 to the tag connections on the coil (protection class IP 65); Tightening torque: 1 Nm.
- When screwing down the instrument socket onto the coil, ensure that the flat seal is well seated!



Work on the valve should only be carried out by specialist staff and with the correct tools!

- As required extend the opening and closing times by turning the restrictor screws in the body cap to the right!
- Never adjust the screws which are sealed with red paint, for any reason!
- Clean the piping system before installing the valve!
- Where necessary, connect a strainer upstream to protect against faults!
- Pay attention to the flow direction (direction of arrow)!
- Seal the connecting thread using PTFE tape!
- When tightening the pipe connections, never use the valve as a lever!
- Be careful of distortion when installing the valve body!
- Faults can be caused by soiling, short circuits and loss of power!
- In case of faults, check the port connections, voltages, type of current and operational pressure!

#### SPARE PARTS

##### Coil kits Europe

Voltage	Order no. (MS, GG)	Order no. (VA)
Sealing material: NBR		
24 V/DC	138 109 A	138 117 R
24 V/56 Hz	138 112 L	138 114 N
110 V/56 Hz	138 111 K	138 115 P
230 V/56 Hz	138 110 W	138 116 Q
Sealing material: FPM		
24 V/DC	138 120 Y	138 129 V
24 V/56 Hz	138 122 N	138 124 Q
110 V/56 Hz	138 123 P	138 126 J
230 V/56 Hz	138 118 S	138 125 R
Sealing material: EPDM		
24 V/DC	138 100 D	138 106 X
24 V/56 Hz	138 095 P	138 104 V
110 V/56 Hz	138 096 Q	138 103 U
230 V/56 Hz	138 097 R	138 101 S
Sealing material: NBR		
24 V/DC	138 109 A	
24 V/56 Hz	138 112 L	
100 V/56 Hz	138 108 H	
110 V/56 Hz	138 111 K	
200 V/56 Hz	138 107 Y	
230 V/56 Hz	138 110 W	
Sealing material: FPM		
24 V/DC		138 129 V
24 V/56 Hz		138 124 Q
100 V/56 Hz		138 128 U
110 V/56 Hz		138 126 J
200 V/56 Hz		138 127 K
230 V/56 Hz		138 125 R

##### Coil kits APAC

##### Set of Wearing Parts

DN	Sealing material	Order no. (MS, GG)	Order no. (VA)
13	NBR	624 031 M	-
13	FPM	624 032 N	-
13	EPDM	624 033 P	-
20	NBR	624 034 Q	624 037 K
20	FPM	624 035 R	624 038 U
20	EPDM	624 036 J	624 039 V
25	NBR	624 040 A	624 043 Z
25	FPM	624 041 X	624 044 S
25	EPDM	624 042 Y	624 045 T
32, 40	NBR	624 046 U	624 049 F
32, 40	FPM	624 047 V	624 050 C
32, 40	EPDM	624 048 E	624 051 Z
50, 65	NBR	624 052 S	624 055 V
50, 65	FPM	624 053 T	624 056 W
50, 65	EPDM	624 054 U	624 057 X

#### BÜRKERT GERMANY

Chr.-Bürkert-Straße 13-17 Berlin Ph: (0 30) 67 97 17 - 0  
74653 Ingelfingen Dortmund Ph: (0 23 73) 96 81 - 0  
Ph: (0 79 40) 10-0 Dresden Ph: (0 3 59 52) 36 30 - 0  
Ph: (0 61 03) 94 14 - 0  
Ph: (0 5 11) 9 02 76 - 0  
Ph: (0 89) 82 92 28 - 0  
Ph: (0 7 11) 4 51 10 - 0

#### BÜRKERT INTERNATIONAL

**A** Ph: (01) 8 94 13 33 Fax: (01) 8 94 13 00  
**AUS** Ph: (02) 96 74 61 66 Fax: (02) 96 74 61 67  
**B** Ph: (03) 3 25 89 00 Fax: (03) 3 25 61 61  
**CDN** Ph: (9 05) 8 47 55 66 Fax: (9 05) 8 47 90 06  
**CH** Ph: (0 41) 7 85 66 66 Fax: (0 41) 7 85 66 33  
**CZ** Ph: (06 41) 22 61 80 Fax: (06 41) 22 61 81  
**DK** Ph: (0 44) 50 75 00 Fax: (0 44) 50 75 75  
**E** Ph: (93) 3 71 08 58 Fax: (93) 3 71 77 44  
**ET** Ph: (0 40) 54 27 38 Fax: (0 40) 54 41 65  
**F** Ph: (01) 48 10 31 10 Fax: (01) 48 91 90 93  
**GB** Ph: (0 14 53) 73 13 53 Fax: (0 14 53) 73 13 43  
**HKG** Ph: 24 80 12 02 Fax: 24 18 19 45  
**I** Ph: (02) 9 52 01 59 Fax: (02) 9 52 90 33  
**J** Ph: (03) 32 47 34 11 Fax: (03) 32 47 34 72  
**KOR** Ph: (02) 34 62 55 92 Fax: (02) 34 62 55 94  
**N** Ph: (0 63) 84 44 10 Fax: (0 63) 84 44 55  
**MAL** Ph: (04) 6 57 66 49 Fax: (04) 6 57 21 06  
**NL** Ph: (0 34) 6 59 53 11 Fax: (0 34) 6 56 37 17  
**NZ** Ph: (09) 5 70 25 39 Fax: (09) 5 70 25 73  
**P** Ph: (01) 4 42 26 08 Fax: (01) 4 42 28 08  
**PL** Ph: (0 22) 6 27 47 20 Fax: (0 22) 6 27 47 20  
**RC** Ph: (02) 27 58 31 99 Fax: (02) 27 58 24 99  
**S** Ph: (0 40) 66 45 100 Fax: (0 40) 66 45 100  
**SF** Ph: (09) 5 49 70 600 Fax: (09) 5 03 12 75  
**SGP** Ph: 3 83 26 12 Fax: 3 83 26 11  
**TR** Ph: (02 32) 4 59 53 95 Fax: (02 32) 4 59 76 94  
**USA** Ph: (9 49) 2 23 31 00 Fax: (9 49) 2 23 31 98  
**ZA** Ph: (0 11) 3 97 29 00 Fax: (0 11) 3 97 44 28