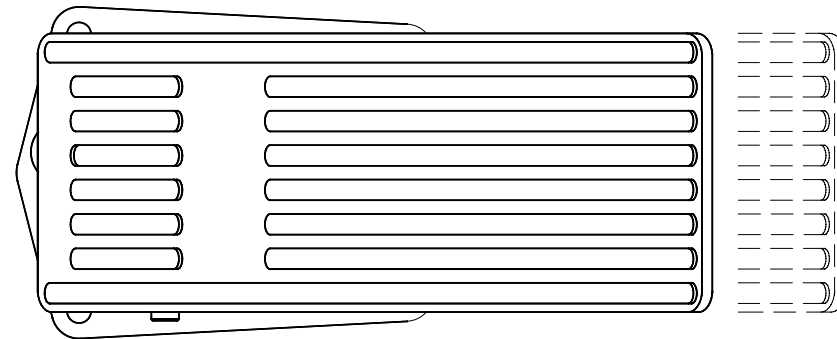
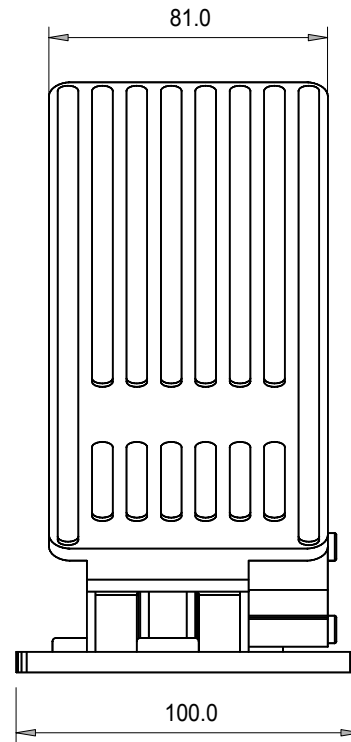
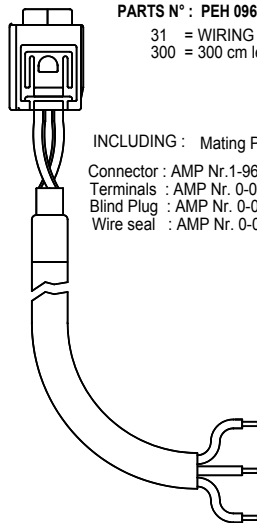


INCLUDED :  
SUPPLY CABLE HARNESS

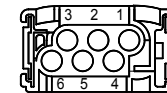
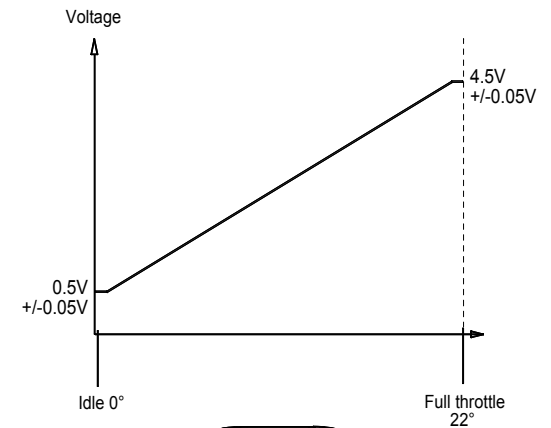
PARTS N° : PEH 0962 31 300  
31 = WIRING TYPE  
300 = 300 cm lenght.

INCLUDING : Mating Plug :

Connector : AMP Nr. 1-967616-1  
Terminals : AMP Nr. 0-0962885-5  
Blind Plug : AMP Nr. 0-0967056-1  
Wire seal : AMP Nr. 0-0967067-1



SENSOR OUTPUT SIGNAL:



COLOR	PIN Nr.	DESCRIPTION
RD	6	Analog Supply +5V
BU	5	Analog GND (0V)
BR	3	Signal: 0.5 - 4.5V

COLOUR CODE			
RD RED	ROT GELB	ROUGE JAUNE	ROOD GEEL
YL YELLOW	GELB BLAU	JAUNE BLEU	GEL BLAUW
BU BLUE	BRAUN BLAU	BRUN BRUN	BRUIN BRUIN
BR BROWN	BRAUN SCHWARZ	BRUN NOIR	ZWART GRUIS
BK BLACK	SCHWARZ GRAU	NOIR GRIS	ZWART GRUIS
GY GREY	WEISS LILA	BLANC VIOLET	WIT PURPER
WH WHITE	WEISS LILA	BLANC VIOLET	WIT PURPER
PJ PURPLE	ROSE ROSE	ROSE ROSE	ROSE ROSE
PK PINK	GRUN GRUN	VERT VERT	GRON GRON
GN GREEN	GRUN GRUN	VERT VERT	GRON GRON
OR ORANGE	GRUN L/GRUN	ORANGE ORANGE	GRON L/GROEN
TO TURQUOIS	L/GRUN	TURQUOISE	L/GROEN
GB	D	F	NL

Item	Qty	Description	Parts N°	Drawing N° / Parts reference.
SIZE :		This is a CAD produced drawing. All changes to the document must be conducted on the system.	System : Autosketch v 2.1	Electronic Throttle Pedal 962 000 SERIES
Parts n° :	962 135 P 102	Material : Al	Finish : Anodised	Weight : 0,960 kg
Drawn by :	DH	Generate date : 2007 / 01 / 23	Modification date :	Scale : no scale
Name : Throttle Pedal 35° Single Analogue 0.5 - 4.5V			Drawing N° : 501 726	Rev : 0

